

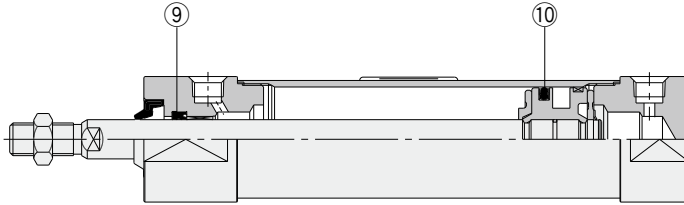
# CG5-S Series

ø20, ø25, ø32  
ø40, ø50, ø63  
ø80, ø100

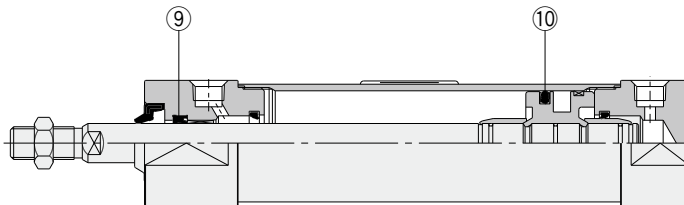
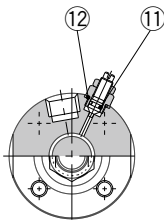


## Construction

With rubber bumper



With air cushion



\* The numbers correspond with those in the "Construction" of the CG5-S series in the Best Pneumatics catalog.

### Seal Kit List

No.	Description	Material	
		CG5□□□SR	CG5□□□SV
⑨	Rod seal	NBR	FKM
⑩	Piston seal		
⑪	Valve seal		
⑫	Valve retainer gasket		

### Replacement Parts: Seal Kit

Bore size (mm)	Part no.		Contents
	CG5□N□SR	CG5□N□SV	

#### Rubber bumper

20	CG5N20SR-PS	CG5N20SV-PS	Set of nos. ⑨, ⑩
25	CG5N25SR-PS	CG5N25SV-PS	
32	CG5N32SR-PS	CG5N32SV-PS	
40	CG5N40SR-PS	CG5N40SV-PS	

Bore size (mm)	Part no.		Contents
	CG5□A□SR	CG5□A□SV	

#### Air cushion

20	CG5A20SR-PS	CG5A20SV-PS	Set of nos. ⑨, ⑩, ⑪, ⑫
25	CG5A25SR-PS	CG5A25SV-PS	
32	CG5A32SR-PS	CG5A32SV-PS	
40	CG5A40SR-PS	CG5A40SV-PS	

\* Order the seal kit based on each bore size.

\* The seal kit includes a grease pack (10 g).

Order with the following part number when only the grease pack is required.

**Grease pack part no.: GR-R-010 (10 g)**

## ⚠ Caution

When disassembling cylinders with bore sizes of ø20 through ø40, grip the double flat part of either the tube cover or the rod cover with a vise and loosen the other side with a wrench or a monkey wrench, etc., and then remove the cover. When retightening, tighten approximately 2 degrees more than the original position. (Cylinders with ø50 or larger bore sizes are tightened with a large tightening torque and cannot be disassembled.)