

Made to Order Common Specifications: -XC86: With Rod End Bracket



60 With Rod End Bracket

Symbol
-XC86

With rod end bracket type to simplify the order process.

Applicable Series

Series	Description	Model	Action	Vol. no. (for std model)
CS1	Standard type	CS1	Double acting, Single rod	②-1 From P. 530
	Low friction type	CS1Q	Double acting, Single rod	
CS2	Standard type	CS2	Double acting, Single rod	②-1 From P. 568
	Smooth cylinder	CS2Y	Double acting, Single rod	

How to Order

Standard model no. **-XC86** **A**

With rod end bracket

Suffix

A	With rod end nut
B	With double knuckle joint
C	With single knuckle joint
D	With double knuckle joint and rod end nut
E	With single knuckle joint and rod end nut
F	With rod end nut (For knuckle joint)

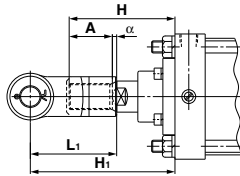
Note 1) Rod end brackets are shipped together.

Note 2) A pin and two split pins are attached for double knuckle joint.

Note 3) XC86A to C: Standard type, XC86D to F: Standard type except for rod end thread length (A and H dimensions)

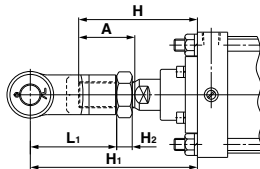
Dimensions (Dimensions other than below are the same as standard type.)

CS1, CS2 series XC86B, XC86C

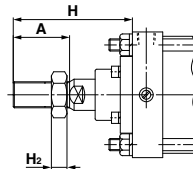


Series	Symbol Bore size (mm)	H	A	α	L ₁	H ₁	CS1		CS2	
							I type single knuckle	Y type double knuckle	I type single knuckle	Y type double knuckle
CS1 CS2	125	110	50	3.5	100	156.5	I-12	Y-12	I-12A	Y-12A
	140	110	50	3.5	105	161.5	I-14	Y-14	I-14A	Y-14A
	160	120	56	3.5	110	170.5	I-16	Y-16	I-16A	Y-16A
CS1	180, 200	135	63	3.5	125	193.5	I-18, I-20	Y-18, Y-20		
	250	160	71	3.5	160	245.5	I-25	Y-25		
	300	175	80	3.5	175	266.5	I-30	Y-30		

CS1, CS2 series XC86D, XC86E



XC86F



Series	Symbol Bore size (mm)	H	A	L ₁	H ₁	H ₂	CS1		CS2		CS1, CS2 common Applicable rod end nut
							I type single knuckle	Y type double knuckle	I type single knuckle	Y type double knuckle	
CS1 CS2	125	125	65	100	181	18	I-12	Y-12	I-12A	Y-12A	NT-12
	140	125	65	105	186	18	I-14	Y-14	I-14A	Y-14A	NT-12
	160	140	76	110	198	21	I-16	Y-16	I-16A	Y-16A	NT-16
CS1	180	155	83	125	223	23	I-18	Y-18			NT-18
	200	160	88	125	227	27	I-20	Y-20			NT-20
	250	195	106	160	287	34	I-25	Y-25			NT-25
	300	210	115	175	312	38	I-30	Y-30			NT-30

