

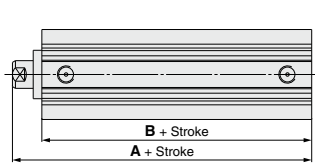
Made to Order Common Specifications: -XB10: Intermediate Stroke (Using exclusive body)



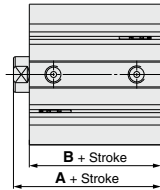
5 Intermediate Stroke (Using exclusive body)

Dimensions: CQ2 Series

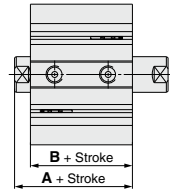
Double acting, Single rod/Long stroke



Double acting, Single rod/Large bore



Double acting, Double rod/Large bore



Bore size (mm)	Single rod type (Long stroke)		Applicable stroke range(mm)
	A	B	
32	62.5	45.5	101 to 299
40	72	55	
50	73.5	55.5	
63	75	57	
80	86	66	
80	86	66	
100	97.5	75.5	

* Dimensions of "with auto switch" and those of "without auto switch" are the same.

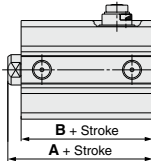
Bore size (mm)	Single rod type		Applicable stroke range(mm)
	A	B	
125	99	83	11 to 299
140	99	83	
160	108	91	
180	119	102	
200	126	109	
200	126	109	

* Dimensions other than listed above are the same as standard type.
Note) Applicable stroke available in 1 mm increments.

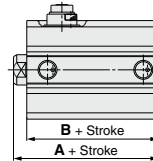
Bore size (mm)	Double rod type		Applicable stroke range(mm)
	A	B	
125	115	83	11 to 299
140	115	83	
160	125	91	
180	136	102	
200	143	109	
200	143	109	

* Dimensions other than listed above are the same as standard type.
Note) Applicable stroke available in 1 mm increments.

Double acting, Single rod/End lock
With head side locking



Double acting, Single rod/End lock
With rod side locking



Head Side Locking

Bore size (mm)	A		B		Applicable stroke range(mm)
	24 stroke or less	26 to 99 stroke	24 stroke or less	26 to 99 stroke	
20	65.5	80.5	61	66	6 to 99
25	69	84	64	69	
32	72.5		65.5		
40	82		75		
50	83.5		75.5		
63	85		77		
63	85		77		

Bore size (mm)	A		B		Applicable stroke range(mm)
	49 stroke or less	51 to 99 stroke	49 stroke or less	51 to 99 stroke	
80	121	136	111	116	6 to 99
100	132.5	147.5	120.5	125.5	
100	132.5	147.5	120.5	125.5	

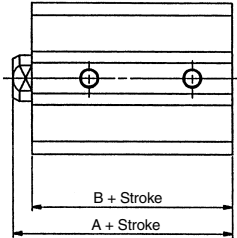
Rod Side Locking

Bore size (mm)	A		B		Applicable stroke range(mm)
	24 stroke or less	26 to 99 stroke	24 stroke or less	26 to 99 stroke	
20	59	80.5	54.5	66	6 to 99
25	62.5	84	57.5	69	
32	65		58		
40	71.5		64.5		
50	73.5		65.5		
63	79		71		
63	79		71		

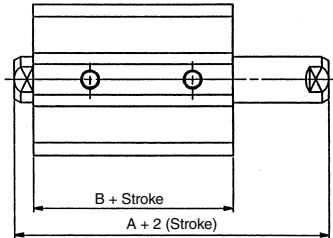
Bore size (mm)	A		B		Applicable stroke range(mm)
	49 stroke or less	51 to 99 stroke	49 stroke or less	51 to 99 stroke	
80	113.5	136	103.5	116	6 to 99
100	125	147.5	113	125.5	
100	125	147.5	113	125.5	

Dimensions: CQS Series

**Double acting,
Single rod/Long stroke**



Double acting, Double rod



(mm)

Bore size (mm)	Single rod type		Applicable stroke
	A	B	
12	20.5 (25.5)	17 (22)	6 to 29
16	20.5 (25.5)	17 (22)	
20	24 (34)	19.5 (29.5)	
25	27.5 (37.5)	22.5 (32.5)	

(mm)

Bore size (mm)	Double rod type		Applicable stroke
	A	B	
12	29 (34)	22 (27)	6 to 29
16	29 (34)	22 (27)	
20	35 (45)	26 (36)	6 to 49
25	39 (49)	29 (39)	

(mm)

Bore size (mm)	Single rod type (Long stroke)		Applicable stroke
	A	B	
12	45.5	32	31 to 99
16	45.5	32	
20	55.5	41	51 to 199
25	59	44	51 to 299

(mm)

Bore size (mm)	Single rod type (Single acting/Return)		Applicable stroke
	A	B	
12	20.5 (25.5)	17 (22)	6 to 9
16	20.5 (25.5)	17 (22)	
20	24 (34)	19.5 (29.5)	6 to 9
25	27.5 (37.5)	22.5 (32.5)	

* (): Denotes the dimensions with auto switch.

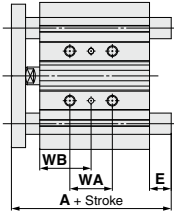
- * (): Denotes the dimensions with auto switch.
- * In the case of long stroke, dimensions of "with auto switch" and those of "without auto switch" are the same.
- * Dimensions other than listed at left are the same as standard type.
- Note) Applicable stroke available in 1 mm increments.

Made to Order Common Specifications: -XB10: Intermediate Stroke (Using exclusive body)



5 Intermediate Stroke (Using exclusive body)

Dimensions: MGP Series



Stroke Range

Bore size (mm)	Stroke range (mm)
12, 16	11 to 249
20, 25	21 to 399
32, 40, 50, 63, 80, 100	26 to 399

* Specifications except the stroke range are the same as standard.
Note) Applicable stroke available in 1 mm increments.

MGPM-Z, MGPL-Z, MGPA-Z/WA, WB Dimensions

Bore size (mm)	Stroke range (mm)	WA				WB			
		11 to 39 st	41 to 99 st	101 to 199 st	201 to 249 st	11 to 39 st	41 to 99 st	101 to 199 st	201 to 249 st
12	11 to 249	20	40	110	200	15	25	60	105
16		24	44	110	200	17	27	60	105

Bore size (mm)	Stroke range (mm)	WA				WB					
		21 to 39 st	41 to 124 st	126 to 199 st	201 to 299 st	301 to 399 st	21 to 39 st	41 to 124 st	126 to 199 st	201 to 299 st	301 to 399 st
20	21 to 399	24	44	120	200	300	29	39	77	117	167
25		24	44	120	200	300	29	39	77	117	167

Bore size (mm)	Stroke range (mm)	WA					WB				
		26 to 49 st	51 to 124 st	126 to 199 st	201 to 299 st	301 to 399 st	26 to 49 st	51 to 124 st	126 to 199 st	201 to 299 st	301 to 399 st
32	26 to 399	24	48	124	200	300	33	45	83	121	171
40		24	48	124	200	300	34	46	84	122	172
50		24	48	124	200	300	36	48	86	124	174
63		28	52	128	200	300	38	50	88	124	174
80		28	52	128	200	300	42	54	92	128	178
100		48	72	148	220	320	35	47	85	121	171

MGPM-Z/A, E Dimensions

Bore size (mm)	A			E		
	11 to 74 st	76 to 99 st	101 to 249 st	11 to 74 st	76 to 99 st	101 to 249 st
12	42	60.5	82.5	0	18.5	40.5
16	46	64.5	92.5	0	18.5	46.5

Bore size (mm)	A			E		
	21 to 74 st	76 to 199 st	201 to 399 st	21 to 74 st	76 to 199 st	201 to 399 st
20	53	77.5	110	0	24.5	57
25	53.5	77.5	109.5	0	24	56

Bore size (mm)	A			E		
	26 to 74 st	76 to 199 st	201 to 399 st	26 to 74 st	76 to 199 st	201 to 399 st
32	75	93.5	129.5	15.5	34	70
40	75	93.5	129.5	9	27.5	63.5
50	88.5	109.5	150.5	16.5	37.5	78.5
63	88.5	109.5	150.5	11.5	32.5	73.5
80	104.5	131.5	180.5	8	35	84
100	126.5	151.5	190.5	10.5	35.5	74.5

* Dimensions except mentioned above are the same as standard type.

MGPL-Z, MGPA-Z/A, E Dimensions

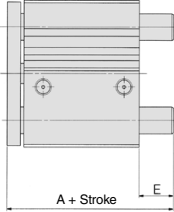
Bore size (mm)	A			E		
	11 to 39 st	41 to 99 st	101 to 249 st	11 to 39 st	41 to 99 st	101 to 249 st
12	43	55	84.5	1	13	42.5
16	49	65	94.5	3	19	48.5

Bore size (mm)	A			E				
	21 to 39 st	41 to 124 st	126 to 199 st	21 to 39 st	41 to 124 st	126 to 199 st		
20	59	76	100	117.5	6	23	47	64.5
25	65.5	81.5	100.5	117.5	12	28	47	64

Bore size (mm)	A			E				
	26 to 74 st	76 to 124 st	126 to 199 st	201 to 399 st	26 to 74 st	76 to 124 st	126 to 199 st	201 to 399 st
32	79.5	96.5	116.5	138.5	20	37	57	79
40	79.5	96.5	116.5	138.5	13.5	30.5	50.5	72.5
50	91.5	112.5	132.5	159.5	19.5	40.5	60.5	87.5
63	91.5	112.5	132.5	159.5	14.5	35.5	55.5	82.5

Bore size (mm)	A			E				
	26 to 49 st	51 to 74 st	76 to 199 st	201 to 399 st	26 to 49 st	51 to 74 st	76 to 199 st	201 to 399 st
80	104.5	128.5	158.5	191.5	8	32	62	95
100	119.5	145.5	178.5	201.5	3.5	29.5	62.5	85.5

Dimensions: MGQ Series



Stroke Range

Bore size (mm)	Stroke range (mm)
12, 16	11 to 99
20, 25	21 to 199
32, 40, 50, 63, 80, 100	26 to 199

* Specifications except the stroke range are the same as standard.
Note) Applicable stroke available in 1 mm increments.

MGQM (Slide bearing) A, E Dimensions

Bore size (mm)	A		E	
	11 to 99 st	11 to 99 st	11 to 99 st	11 to 99 st
12	39		0	
16	43		0	

Bore size (mm)	A		E	
	21 to 74 st	76 to 199 st	21 to 74 st	76 to 199 st
20	47	61.5	0	14.5
25	47.5	62	0	14.5

Bore size (mm)	A		E	
	26 to 199 st	26 to 199 st	26 to 199 st	26 to 199 st
32	71.5		24	
40	71.5		17.5	
50	81		25	
63	81		20	
80	93		18.5	
100	105		21	

* Dimensions except mentioned above are the same as standard type.

MGQL (Ball bushing bearing) A, E Dimensions

Bore size (mm)	A		E	
	11 to 39 st	41 to 99 st	11 to 39 st	41 to 99 st
12	43	55	4	16
16	49	65	6	22

Bore size (mm)	A		E	
	21 to 39 st	41 to 199 st	21 to 39 st	41 to 199 st
20	57	74	10	27
25	63.5	79.5	16	32

Bore size (mm)	A		E	
	26 to 74 st	76 to 199 st	26 to 74 st	76 to 199 st
32	53	90	5.5	42.5
40	54	90	0	36
50	60	102	4	46
63	61	102	0	41
80	84	143	9.5	68.5
100	89	153	5	69

* Dimensions except mentioned above are the same as standard type.

RE_A^B series

REAH REBH **Bore size** – **Stroke** – XB10

(Refer to the table below.)

Intermediate stroke

Strokes

Bore size	150	175	200	225	250	275	300	325	350	375	400	425	450	475	500	525	550	575	600	650	700	750	800	850	900	950	1000	
REAH10	●	○	●	○	○	○	●	/	/	/	/	/	/	/	/	/	/	/	/	/	/	/	/	/	/	/	/	
RE ₅ H15	●	○	○	○	○	○	○	○	○	○	○	○	○	○	○	○	○	○	○	○	○	○	○	○	○	○	○	○
REAH20	/	/	●	○	○	○	○	○	○	○	○	○	○	○	○	○	○	○	○	○	○	○	○	○	○	○	○	○
RE ₅ H25	/	/	●	○	○	○	○	○	○	○	○	○	○	○	○	○	○	○	○	○	○	○	○	○	○	○	○	○
RE ₅ HT25	/	/	●	○	○	○	○	○	○	○	○	○	○	○	○	○	○	○	○	○	○	○	○	○	○	○	○	○
RE ₅ HT32	/	/	●	○	○	○	○	○	○	○	○	○	○	○	○	○	○	○	○	○	○	○	○	○	○	○	○	○

●: Standard stroke
○: Strokes set for -XB10
—: No setting

