

# Made to Order Common Specifications: -XC20: Head Cover Axial Port



Part of the CG1 series (model highlighted in red) is to be discontinued as of the end of February 2025. Please select the CG1-Z1 series instead.

## 28 Head Cover Axial Port

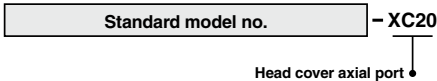
Symbol  
**-XC20**

Head side port position is changed to the axial direction. (Standard head side port is plugged with hexagon socket head screw.)

### Applicable Series

Series	Description	Model	Action	Note	Vol. no. (for std model)
CM2	Air cylinder	CM2-Z	Double acting, Single rod	Except with air cushion	
			Single acting (Spring return/extend)		
	Non-rotating rod type	CM2K-Z	Double acting, Single rod	Except with air cushion	
			Single acting (Spring return/extend)		
			Direct mount type		
Non-rotating rod, Direct mount type	CM2RK-Z	Double acting, Single rod	Except with air cushion		
Smooth cylinder	CM2Y-Z	Double acting, Single rod			
CG1	Air cylinder	CG1-Z1	Double acting, Single rod	Except double clevis type (D)	Web Catalog
		CG1-Z	Double acting, Single rod	Except with air cushion	
	Single acting (Spring return/extend)				
	Non-rotating rod type	CG1K-Z	Double acting, Single rod	Except with air cushion	
	Direct mount type	CG1R-Z	Double acting, Single rod	Except with air cushion	
	Non-rotating rod, Direct mount type	CG1KR-Z	Double acting, Single rod	Except with air cushion	
Smooth cylinder	CG1Y-Z	Double acting, Single rod			

### How to Order

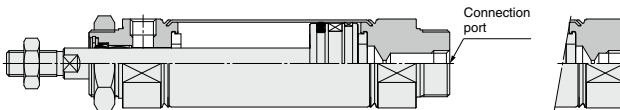


### Specifications: Same as standard type

\* Be sure to use the speed controller since head side port has no throttle.


### Construction (≠Same dimensions as standard type except port size.)

#### CM2 series



Bore size (mm)	Port size
20, 25, 32	Rc 1/8
40	Rc 1/4

#### CG1 series CG1-Z1 series



Bore size (mm)	Port size
20, 25, 32, 40	Rc 1/8
50, 63	Rc 1/4
80*	Rc 3/8
100*	Rc 1/2

\* CG1-Z1 only